



FOLLEA®

TOPETTE® CROWN EXTENSIONS

*Unique, Lightweight  
European Hair Topette® Hair Additions for Women*

# Lifestyle-2

## Lifestyle T100

FOLLEA'S BEAUTIFUL PREMIUM EUROPEAN HAIR TOPETTE® CROWN EXTENSIONS ARE RAISING THE BAR AGAIN.

LIFESTYLE T100 IS A SLEEK CLIP IN, HIDDEN KNOT FRENCH TOP.

- INDISTINGUISHABLE FROM A NATURAL PART.
- DESIGNED FOR COVERAGE OF BOTH EARLY AND LATER STAGE DIFFUSE HAIR LOSS.
- NOT SUITABLE FOR BONDING APPLICATION.

FOLLEA'S BEAUTIFUL PREMIUM EUROPEAN HAIR.

- FOLLEA'S EUROPEAN PONYTAIL CUTICLE HAIR.
- STRAIGHT WITH NATURAL BODY HAIR TEXTURE.
- ALL COLORING DONE IN HOUSE IN SMALL BATCHES TO PROTECT THE NATURAL CHARACTER AND BEAUTY OF THE HAIR.
- DOUBLE DRAWN TO REMOVE SHORT HAIRS AND CREATE MORE VOLUME.
- 100% CUTICLE CORRECT TO AVOID TANGLING AND MATTING.

NOW AVAILABLE FROM BEVERLY HILLS STOCK.

- CHOOSE FROM ANY OF THE 13 TruLIFE™ PREFERRED COLOR-BLENDS.



10" (25 cm)


### MEDIUM BASE

- 5" x 6" (12.7 x 15.2 cm)

### LARGE BASE

- 6" x 7½" (15.2 x 19.1 cm)

(TOPETTE ONLY PICTURED)



THE UNIQUE CONSTRUCTION OF THE ACTUAL T100 FRENCH TOP PREVENTS US FROM PHOTOGRAPHING THE BASE WITHOUT HAIR. THE BASE PICTURED HERE HAS BEEN CONSTRUCTED WITH MONO, AND IN SMALL SIZE FOR OPTIMUM RESOLUTION.



14" (35 cm)

### MEDIUM BASE

- 5" x 6" (12.7 x 15.2 cm)

### LARGE BASE

- 6" x 7½" (15.2 x 19.1 cm)

(TOPETTE ONLY PICTURED)

# Aéro-2

FOLLEA'S AÉRO-2 TOPETTES BRING FOLLEA'S CHARACTERISTIC REALISM, FULLNESS AND DENSITY—WITHOUT BREAKING YOUR BUDGET.

MADE BY THE SAME CRAFTSPEOPLE WHO CREATE OUR ULTRA-PREMIUM LIFESTYLE COLLECTIONS.

FOLLEA'S BEST IN CLASS "EP" EUROPEAN HAIR.


- GENTLY PROCESSED IN HOUSE IN SMALL BATCHES TO PROTECT THE NATURAL CHARACTER AND BEAUTY OF THE HAIR.
- FOLLEA'S EUROPEAN PONYTAIL, DOUBLE DRAWN FOR CONSISTENT HAIR LENGTH.

**AÉRO TA115**




MEDIUM SIZE BASE PICTURED

**AÉRO TA116**



LARGE SIZE BASE PICTURED

**AÉRO TA117**



X-LARGE SIZE BASE PICTURED

## Aéro TA115

AN ALL LACE CLIP IN TOPETTE® CROWN EXTENSION FOR COVERAGE OF EARLY STAGE DIFFUSE HAIR LOSS. A GREAT COMPANION TO STANDARD EXTENSIONS FOR MATCHING VOLUME AND LENGTH.

NOW AVAILABLE FROM BEVERLY HILLS STOCK.

- SEW-IN CLIPS ARE STANDARD. CAN BE EASILY REMOVED FOR USE WITH LACE TAPE OR OTHER ATTACHMENT METHODS.
- CHOOSE FROM ANY OF THE 13 TruLIFE™ PREFERRED COLOR-BLENDS.



8" (20 cm)

**MEDIUM BASE**

- 5" x 6" (12.7 x 15.2 cm)

**LARGE BASE**

- 6" x 7½" (15.2 x 19.1 cm)

(TOPETTE ONLY PICTURED)



14" (35 cm)

**MEDIUM BASE**

- 5" x 6" (12.7 x 15.2 cm)

**LARGE BASE**

- 6" x 7½" (15.2 x 19.1 cm)

(TOPETTE ONLY PICTURED)



# Aéro TA 116

A BONDABLE LACE TOPETTE® CROWN EXTENSION FOR COVERAGE OF EARLY TO MODERATE DIFFUSE HAIR LOSS.

- LACE CUTAWAY, SUITABLE FOR BONDING.
- CAN BE TRIMMED TO FIT A WIDE RANGE OF TEMPLATES.
- ¾" (19 MM) TRI-BAND POLY PERIMETER.
- FOR USE WITH ADHESIVE, TAPE, OR CLIPS.

NOW AVAILABLE FROM BEVERLY HILLS STOCK.

- CHOOSE FROM ANY OF THE 13 TRULIFE™ PREFERRED COLOR-BLENDS.



8" (20 cm)

**MEDIUM BASE**

- 5" x 6" (12.7 x 15.2 cm)

**LARGE BASE**

- 7" x 8" (17.8 x 20.3 cm)

(TOPETTE ONLY PICTURED)



14" (35 cm)

**MEDIUM BASE**

- 5" x 6" (12.7 x 15.2 cm)

**LARGE BASE**

- 7" x 8" (17.8 x 20.3 cm)

(TOPETTE ONLY PICTURED)

# Aéro TA 117

A BONDABLE LACE (WITH LACE FRONT) TOPETTE® CROWN EXTENSION FOR COVERAGE OF SEVERE DIFFUSE HAIR LOSS AND REPLICATION OF NATURAL HAIRLINE.

- LACE CUTAWAY, SUITABLE FOR PERIMETER BONDING.
- CAN BE TRIMMED TO FIT A WIDE RANGE OF TEMPLATES.
- ¾" (19 MM) QUAD BAND POLY PERIMETER.
- FOR USE WITH ADHESIVE, TAPE, OR CLIPS.

NOW AVAILABLE FROM BEVERLY HILLS STOCK.

- CHOOSE FROM ANY OF THE 13 TRULIFE™ PREFERRED COLOR-BLENDS.



8" (20 cm)

**X-LARGE BASE**

- 9" x 10" (22.9 x 25.4 cm)

(TOPETTE ONLY PICTURED)



14" (35 cm)

**X-LARGE BASE**

- 9" x 10" (22.9 x 25.4 cm)

(TOPETTE ONLY PICTURED)

# Topette® Options Table

## Topette® Options

## Available in Which Follea Collections\*

STYLE NAME	LENGTH	LIFESTYLE-2 T100	AERO-2 TA115	AERO-2 TA116	AERO-2 TA117
<b>MEDIUM</b>	8" / 20 CM	-	YES	YES	YES
<b>MEDIUM-LONG</b>	10" / 25 CM	YES	-	-	-
<b>VERY LONG</b>	14" / 35 CM	YES	YES	YES	YES

\*ALL TOPETTE OPTIONS COME IN FOLLEA NATURAL DENSITY STANDARD & STRAIGHT WITH NATURAL BODY TEXTURE.

TA115/116/117 = LACE TOP

T100 = FRENCH TOP